

Annexure-A

1. Name of Listed Entity: Karur Vysya Bank Limited
2. Scrip Code/Name of Scrip/Class of Security: KARURVYSYA
3. Share Holding Pattern Filed under: 31b
4. Share Holding Pattern as on : 30-Jun-2018
5. **Declaration:** The Listed entity is required to submit the following declaration to the extent of submission of information:-

S. No.	Particulars	Yes/No	
1	Whether the Listed Entity has issued any partly paid up shares?	No	
2	Whether the Listed Entity has issued any Convertible Securities or Warrants?	No	
3	Whether the Listed Entity has any shares against which depository receipts are issued?	No	
4	Whether the Listed Entity has any shares in locked-in?	No	
5	Whether any shares held by promoters are pledge or otherwise encumbered?	Yes	Promoter and Promoter Group
6	Whether the Listed Entity has issued any differential Voting Rights?	No	



Table I - Summary Statement holding of specified securities

Category	Category of shareholder	Nos. of shareholders	No. of fully paid up equity shares held	No. of Partly paid-up equity shares held	No. of shares underlying Depository Receipts	Total nos. shares held	Shareholding as a % of total no. of shares (calculated as per SCRR, 1957) As a % of (A+B+C2)	Number of Voting Rights held in each class of securities			No. of Shares Underlying Outstanding convertible securities (including Warrants)	Shareholding, as a % assuming full conversion of convertible securities (as a percentage of diluted share capital) As a % of (A+B+C2)	Number of Locked in shares		Number of Shares pledged or otherwise encumbered		Number of equity shares held in dematerialized form	
								No of Voting Rights					Total as a % of Total Voting Rights	No.	As a % of total Shares held	No.		As a % of total Shares held
								Class eg: X	Class eg: Y	Total								
(I)	(II)	(III)	(IV)	(V)	(VI)	(VII) = (IV)+(V)+ (VI)	(VIII)	(IX)			(X)	(XI)	(XII)		(XIII)		(XIV)	
A	Promoter & Promoter Group	36	15133443	0	0	15133443	2.08	15133443	0	15133443	2.08	0	2.08	0	0	3300795	21.81	15133443
B	Public	138117	711505928	0	0	711505928	97.92	711505928	0	711505928	97.92	0	97.92	0	0			685353745
C	Non Promoter- Non Public	0	0	0	0	0	0	0	0	0	0	0	0	0	0	0	0	0
C1	Shares underlying DRs	0	0	0	0	0	0	0	0	0	0	0	0	0	0	0	0	0
C2	Shares held by Employee Trusts	0	0	0	0	0	0	0	0	0	0	0	0	0	0	0	0	0
	Total	138153	726639371	0	0	726639371	100	726639371	0	726639371	100	0	100	0	0	3300795	0.45	700487188



Table II - Statement showing shareholding pattern of the Promoter and Promoter Group

Category and name of shareholder	PAN	Nos. of share holders	No. of fully paid up equity shares held	No. of Partly paid-up equity shares held	No. of shares underlying Depository Receipts	Total nos. shares held	Shareholding % calculated as per SCRR, 1957 As a % of (A+B+C2)	Number of Voting Rights held in each class of securities			No. of Shares Underlying Outstanding convertible securities (including Warrants)	Shareholding , as a % assuming full conversion of convertible securities (as a percentage of diluted share capital) As a % of (A+B+C2)	Number of Locked in shares		Number of Shares pledged or otherwise encumbered		Number of equity shares held in dematerialized form	
								No of Voting Rights		Total as a % of Total Voting Rights			No.	As a % of total Shares held	No.	As a % of total Shares held		
								Class eg: X	Class eg: Y									Total
(I)	(II)	(III)	(IV)	(V)	(VI)	(VII) = (IV)+(V)+(VI)	(VIII)	(IX)			(X)	(XI)	(XII)	(XIII)		(XIV)		
1 Indian		0	0	0	0	0	0	0	0	0	0	0	0	0	0	0	0	
a Individuals/Hindu undivided Family		36	15133943	0	0	15133943	2.08	15133943	0	15133943	2.08	0	2.08	0	0	3300795	21.81	15133943
1 A J SURIYANARAYANA	AAXPS5046F		2496630	0	0	2496630	0.34	2496630	0	2496630	0.34	0	0.34	0	0	1337250	50.21	2496630
2 SURIYANARAYANA A J (HUF)	AAGHS8023R		1998916	0	0	1998916	0.28	1998916	0	1998916	0.28	0	0.28	0	0	0	0.00	1998916
3 A S SUDHA	AZBPS2132B		496043	0	0	496043	0.07	496043	0	496043	0.07	0	0.07	0	0	0	0.00	496043
4 A S JAYANTHKRISHNA	BIPPJ3590L		295275	0	0	295275	0.04	295275	0	295275	0.04	0	0.04	0	0	0	0.00	295275
5 A S VARUNPRASAD	BFWPV7324A		295275	0	0	295275	0.04	295275	0	295275	0.04	0	0.04	0	0	0	0.00	295275
6 A J VIJAYA	AAEPV8611J		550923	0	0	550923	0.08	550923	0	550923	0.08	0	0.08	0	0	0	0.00	550923
7 NIRMALA	AADPN0496L		485833	0	0	485833	0.07	485833	0	485833	0.07	0	0.07	0	0	80000	16.47	485833
8 ANURADHA C B	ADMPA1810B		340543	0	0	340543	0.05	340543	0	340543	0.05	0	0.05	0	0	0	0.00	340543
9 G RAJASEKARAN	AAGPR3423C		1517853	0	0	1517853	0.21	1517853	0	1517853	0.21	0	0.21	0	0	860000	56.66	1517853
10 G RAJASEKARAN (HUF)	AAAHG2067D		383857	0	0	383857	0.05	383857	0	383857	0.05	0	0.05	0	0	0	0.00	383857
11 R NAGESWARI	AAHPR3552K		1007984	0	0	1007984	0.14	1007984	0	1007984	0.14	0	0.14	0	0	60000	5.98	1007984
12 R RAMKUMAR	AGBPR0663F		378820	0	0	378820	0.05	378820	0	378820	0.05	0	0.05	0	0	60000	15.84	378820
13 R RAMKUMAR (HUF)	AATHR6355J		413385	0	0	413385	0.06	413385	0	413385	0.06	0	0.06	0	0	0	0.00	413385
14 R ARCHANA	AHYPA5283C		596849	0	0	596849	0.08	596849	0	596849	0.08	0	0.08	0	0	0	0.00	596849
15 SRIMATHI E	AAAPE8245M		90945	0	0	90945	0.01	90945	0	90945	0.01	0	0.01	0	0	77000	84.67	90945
16 G MANI	AAMPMP2109A		1100830	0	0	1100830	0.15	1100830	0	1100830	0.15	0	0.15	0	0	0	0.00	1100830
17 G MANI (HUF)	AAAHG2066C		381350	0	0	381350	0.05	381350	0	381350	0.05	0	0.05	0	0	0	0.00	381350
18 SHYAMALA. A	ABQPA3604D		8788	0	0	8788	0.00	8788	0	8788	0.00	0	0.00	0	0	0	0.00	8788
19 MUNUGOOR. K. VENKATESAN	AAFPV1085K		347858	0	0	347858	0.05	347858	0	347858	0.05	0	0.05	0	0	120000	34.50	347858
20 M K VENKATESAN (HUF)	AAAHM4309N		354329	0	0	354329	0.05	354329	0	354329	0.05	0	0.05	0	0	0	0.00	354329
21 USHA. M. V	AABPU0807C		327325	0	0	327325	0.05	327325	0	327325	0.05	0	0.05	0	0	120000	36.66	327325
22 ISWARRYA V	AAQPI7939E		32498	0	0	32498	0.00	32498	0	32498	0.00	0	0.00	0	0	0	0.00	32498
23 M V PRAJEETH	BBPPP5052G		297620	0	0	297620	0.04	297620	0	297620	0.04	0	0.04	0	0	80000	26.88	297620
24 M K SRINIVASAN	AAVPS7637J		444760	0	0	444760	0.06	444760	0	444760	0.06	0	0.06	0	0	222695	50.07	444760
25 NIRMALA B	ACEPB2336C		11826	0	0	11826	0.00	11826	0	11826	0.00	0	0.00	0	0	0	0.00	11826
26 SUGUNA LEELA K	AZHPS3853R		660	0	0	660	0.00	660	0	660	0.00	0	0.00	0	0	0	0.00	660
27 M G VIVEKANANDAN	AACPV9769R		4193	0	0	4193	0.00	4193	0	4193	0.00	0	0.00	0	0	0	0.00	4193
28 M V LAKSHMI NARASIMHAN	AABPL2566M		20727	0	0	20727	0.00	20727	0	20727	0.00	0	0.00	0	0	0	0.00	20727




(I)	(II)	(III)	(IV)	(V)	(VI)	(VII) = (IV)+(V)+(VI)	(VIII)	(IX)			(X)	(XI)	(XII)		(XIII)		(XIV)		
								Number of Voting Rights held in each class of securities					Total as a % of Total Voting Rights	No.	As a % of total Shares held	No.		As a % of total Shares held	
								Class eg: X	Class eg: Y	Total									
29	KAMALA RAJASEKARAN	AAEPR4673C	11256	0	0	11256	0.00	11256	0	11256	0.00	0	0.00	0	0	0	0.00	11256	
30	M V SRINIVASAMOORTHY	AAQPS8759Q	194880	0	0	194880	0.03	194880	0	194880	0.03	0	0.03	0	0	194500	99.81	194880	
31	A K PRABURAJ	AAJPP4828Q	81698	0	0	81698	0.01	81698	0	81698	0.01	0	0.01	0	0	68675	84.06	81698	
32	A.P. PREETHA	AAJPP9843K	56128	0	0	56128	0.01	56128	0	56128	0.01	0	0.01	0	0	20675	36.84	56128	
33	A P MITRA PRIYAMVATHA	BHMPM9577J	200	0	0	200	0.00	200	0	200	0.00	0	0.00	0	0	0	0.00	200	
34	A P NETRA PRIYADHARSHINI	ALRPN6506G	200	0	0	200	0.00	200	0	200	0.00	0	0.00	0	0	0	0.00	200	
35	A V KANDASWAMY	AANPK2387D	57088	0	0	57088	0.01	57088	0	57088	0.01	0	0.01	0	0	0	0.00	57088	
36	A K KASTHURI	AAHPA1405G	50598	0	0	50598	0.01	50598	0	50598	0.01	0	0.01	0	0	0	0.00	50598	
b	Central Government/ State Government(s)		0	0	0	0	0	0	0	0	0	0	0	0	0	0	0	0	
c	Financial Institutions/ Banks		0	0	0	0	0	0	0	0	0	0	0	0	0	0	0	0	
d	Any Other (specify)		0	0	0	0	0	0	0	0	0	0	0	0	0	0	0	0	
	Sub-Total (A)(1)		36	15133943	0	0	15133943	2.08	15133943	0	15133943	2.08	0	2.08	0	0	3300795	21.81	15133943
2	Foreign		0	0	0	0	0	0	0	0	0	0	0	0	0	0	0	0	
a	Individuals (Non-Resident Individuals/ Foreign Individuals)		0	0	0	0	0	0	0	0	0	0	0	0	0	0	0	0	
b	Government		0	0	0	0	0	0	0	0	0	0	0	0	0	0	0	0	
c	Institutions		0	0	0	0	0	0	0	0	0	0	0	0	0	0	0	0	
d	Foreign Portfolio Investor		0	0	0	0	0	0	0	0	0	0	0	0	0	0	0	0	
e	Any Other (specify)		0	0	0	0	0	0	0	0	0	0	0	0	0	0	0	0	
	Sub-Total (A)(2)		0	0	0	0	0	0	0	0	0	0	0	0	0	0	0	0	
	Total Shareholding of Promoter and Promoter Group (A)= (A)(1)+(A)(2)		36	15133943	0	0	15133943	2.08	15133943	0	15133943	2.08	0	2.08	0	0	3300795	21.81	15133943



Table III - Statement showing shareholding pattern of the Public shareholder

(I) Category and name of shareholder	(II) PAN	(III) Nos. of share holders	(IV) No. of fully paid up equity shares held	(V) No. of Partly paid-up equity shares held	(VI) No. of shares underlying Depository Receipts	(VII) = (IV)+(V)+(VI) Total nos. Shares held	(VIII) Shareholding % calculated as per SCRR, 1957 As a % of (A+B+C2)	(IX) Number of Voting Rights held in each class of securities			(X) No. of Shares Underlying Outstanding convertible securities (including Warrants)	(XI) Shareholding, as a % assuming full conversion of convertible securities (as a percentage of diluted share capital) As a % of (A+B+C2)	(XII) Number of Locked in shares		(XIII) Number of Shares pledged or otherwise encumbered		(XIV) Number of equity shares held in dematerialized form	
								No of Voting Rights					No.	As a % of total Shares held	No.	As a % of total Shares held		
								Class eg: X	Class eg: Y	Total								(a)
1 Institutions		0	0	0	0	0	0	0	0	0	0	0	0	0	0	0	0	0
a Mutual Funds/		14	108328161	0	0	108328161	14.91	108328161	0	108328161	14.91	0	14.91	0	0			108325761
HDFC TRUSTEE COMPANY LTD - A/C HDFC MID CAP OPPORTUNITIES FUND	AAATH1809A	1	20234250	0	0	20234250	2.78	20234250	0	20234250	2.78	0	2.78	0	0			20234250
FRANKLIN TEMPLETON FRANKLIN INDIA MUTUAL FUNDS (VARIOUS FUNDS)	AAATT4931H	1	33749451	0	0	33749451	4.64	33749451	0	33749451	4.64	0	4.64	0	0			33749451
RELIANCE CAPITAL TRUSTEE COMPANY LTD	AAATR0090B	1	11972836	0	0	11972836	1.65	11972836	0	11972836	1.65	0	1.65	0	0			11972836
ICICI PRUDENTIAL MUTUAL FUNDS (VARIOUS FUNDS)	AAAAI0038F	1	18648405	0	0	18648405	2.57	18648405	0	18648405	2.57	0	2.57	0	0			18648405
SUNDARAM MUTUAL FUND (VARIOUS FUNDS)	AAATS2554B	1	11278084	0	0	11278084	1.55	11278084	0	11278084	1.55	0	1.55	0	0			11278084
b Venture Capital Funds		0	0	0	0	0	0	0	0	0	0	0	0	0	0			0
c Alternate Investment Funds		2	5587514	0	0	5587514	0.77	5587514	0	5587514	0.77	0	0.77	0	0			5587514
d Foreign Venture Capital Investors		0	0	0	0	0	0	0	0	0	0	0	0	0	0			0
e Foreign Portfolio Investors		128	142961654	0	0	142961654	19.67	142961654	0	142961654	19.67	0	19.67	0	0			142961654
OLYMPUS INDIA HOLDINGS LIMITED	AAACO8134C	1	21207062	0	0	21207062	2.92	21207062	0	21207062	2.92	0	2.92	0	0			21207062
ACACIA PARTNERS LLP	AALFA7272K	1	7293071	0	0	7293071	1	7293071	0	7293071	1	0	1	0	0			7293071
ABU DHABI INVESTMENT AUTHORITY - BEHAVE	AAACA4380N	1	10000000	0	0	10000000	1.38	10000000	0	10000000	1.38	0	1.38	0	0			10000000
SAIF INDIA IV FII HOLDINGS LIMITED	AAPCS8227B	1	16832481	0	0	16832481	2.32	16832481	0	16832481	2.32	0	2.32	0	0			16832481
f Financial Institutions/ Banks		6	821902	0	0	821902	0.11	821902	0	821902	0.11	0	0.11	0	0			821902
g Insurance Companies		6	33415848	0	0	33415848	4.6	33415848	0	33415848	4.6	0	4.6	0	0			33415848
HDFC STANDARD LIFE INSURANCE COMPANY LIMITED	AAACH8755L	1	16600000	0	0	16600000	2.28	16600000	0	16600000	2.28	0	2.28	0	0			16600000
h Provident Funds/ Pension Funds		0	0	0	0	0	0	0	0	0	0	0	0	0	0			0
i Any Other (specify)		4	255032	0	0	255032	0.04	255032	0	255032	0.04	0	0.04	0	0			254432
Sub-Total (B)(1)		160	291370111	0	0	291370111	40.1	291370111	0	291370111	40.1	0	40.1	0	0			291367111
2 Central Government/ State Government(s)/ President of India		0	0	0	0	0	0	0	0	0	0	0	0	0	0			0
Sub-Total (B)(2)		0	0	0	0	0	0	0	0	0	0	0	0	0	0			0
3 Non-institutions		0	0	0	0	0	0	0	0	0	0	0	0	0	0			0
a Individuals -		130436	362122747	0	0	362122747	49.83	362122747	0	362122747	49.83	0	49.83	0	0			336057124



Category and name of shareholder	PAN	Nos. of share holders	No. of fully paid up equity shares held	No. of Partly paid-up equity shares held	No. of shares underlying Depository Receipts	Total nos. Shares held	Shareholding % calculated as per SCRR, 1957 As a % of (A+B+C2)	Number of Voting Rights held in each class of securities			No. of Shares Underlying Outstanding convertible securities (including Warrants)	Shareholding, as a % assuming full conversion of convertible securities (as a percentage of diluted share capital) As a % of (A+B+C2)	Number of Locked in shares		Number of Shares pledged or otherwise encumbered		Number of equity shares held in dematerialized form		
								(VII) = (IV)+(V)+(VI)	(IX)				(X)	(XI)	(XII)			(XIII)	
									No. of Voting Rights	Total as a % of Total Voting Rights					No.	As a % of total Shares held		No.	As a % of total Shares held
							Class eg: X	Class eg: Y	Total			(a)	(b)	(a)	(b)				
i Individual shareholders holding nominal share capital up to Rs. 2 lakhs.		130064	216711666	0	0	216711666	29.82	216711666	0	216711666	29.82	0	29.82	0	0		198430322		
ii Individual shareholders holding nominal share capital in excess of Rs. 2 lakhs.		372	145411081	0	0	145411081	20.01	145411081	0	145411081	20.01	0	20.01	0	0		137626802		
RAKESH JHUNJHUNWALA	AAEFR8176J	1	7300000	0	0	7300000	1	7300000	0	7300000	1	0	1	0	0		7300000		
JHUNJHUNWALA RAKESH RADHESHYAM	ACPPJ9449M	1	23412288	0	0	23412288	3.22	23412288	0	23412288	3.22	0	3.22	0	0		23412288		
b NBFCs registered with RBI		0	0	0	0	0	0	0	0	0	0	0	0	0	0		0		
c Employee Trusts		0	0	0	0	0	0	0	0	0	0	0	0	0	0		0		
d Overseas Depositories (holding DRs) (balancing figure)		0	0	0	0	0	0	0	0	0	0	0	0	0	0		0		
e Any Other (specify)		7521	58013070	0	0	58013070	7.98	58013070	0	58013070	7.98	0	7.98	0	0		57929510		
Director or Director's Relatives		14	751180	0	0	751180	0.1	751180	0	751180	0.1	0	0.1	0	0		751180		
Bodies Corporate		956	32946144	0	0	32946144	4.53	32946144	0	32946144	4.53	0	4.53	0	0		32871409		
Trusts		9	388856	0	0	388856	0.05	388856	0	388856	0.05	0	0.05	0	0		388856		
Non-Resident Indian (NRI)		3999	11602403	0	0	11602403	1.6	11602403	0	11602403	1.6	0	1.6	0	0		11593578		
Clearing member		242	1911969	0	0	1911969	0.26	1911969	0	1911969	0.26	0	0.26	0	0		1911969		
HUF		2299	9714753	0	0	9714753	1.34	9714753	0	9714753	1.34	0	1.34	0	0		9714753		
IEPF		1	278995	0	0	278995	0.04	278995	0	278995	0.04	0	0.04	0	0		278995		
Unclaimed or Suspense or Escrow Account		1	418770	0	0	418770	0.06	418770	0	418770	0.06	0	0.06	0	0		418770		
Sub-Total (B)(3)		137957	420135817	0	0	420135817	57.81	420135817	0	420135817	57.81	0	57.81	0	0		393986634		
Total Public Shareholding (B)= (B)(1)+(B)(2)+(B)(3)		138117	711505928	0	0	711505928	97.91	711505928	0	711505928	97.91	0	97.91	0	0		685353745		



Table IV - Statement showing shareholding pattern of the Non Promoter- Non Public shareholder

Category and name of shareholder	PAN	Nos. of shareholders	No. of fully paid up equity shares held	No. of Partly paid-up equity shares held	No. of shares underlying Depository Receipts	Total nos. Shares held	Shareholding % calculated as per SCRR, 1957 As a % of (A+B+C2)	Number of Voting Rights held in each class of securities			No. of Shares Underlying Outstanding convertible securities (including Warrants)	Shareholding, as a % assuming full conversion of convertible securities (as a percentage of diluted share capital) <small>As a % of (A+B+C2)</small>	Number of Locked in shares		Number of Shares pledged or otherwise encumbered		Number of equity shares held in dematerialized form		
								(IX)					(X)	(XI)	(XII)			(XIII)	
(I)	(II)	(III)	(IV)	(V)	(VI)	(VII) = (IV)+(V)+ (VI)	(VIII)	No of Voting Rights			Total as a % of Total Voting Rights	No.	As a % of total Shares held		No.	As a % of total Shares held			
							Class eg: X	Class eg: Y	Total	(a)			(b)	(a)		(b)			
1 Custodian/DR Holder		0	0	0	0	0	0	0	0	0	0	0	0	0	0	0	0	0	0
2 Employee Benefit Trust (under SEBI (Share based Employee Benefit) Regulations, 2014)		0	0	0	0	0	0	0	0	0	0	0	0	0	0	0	0	0	0
Total Non-Promoter- Non Public Shareholding (C)= (C)(1)+(C)(2)		0	0	0	0	0	0	0	0	0	0	0	0	0	0	0	0	0	0



Table II - Statement showing shareholding pattern of the Promoter and Promoter Group

Category and name of shareholder	PAN	Nos. of share holders	No. of fully paid up equity shares held	No. of Partly paid-up equity shares held	No. of shares underlying Depository Receipts	Total nos. shares held	Shareholding % calculated as per SCRR, 1957 As a % of (A+B+C2)	Number of Voting Rights held in each class of securities			No. of Shares Underlying Outstanding convertible securities (including Warrants)	Shareholding , as a % assuming full conversion of convertible securities (as a percentage of diluted share capital) As a % of (A+B+C2)	Number of Locked in shares		Number of Shares pledged or otherwise encumbered		Number of equity shares held in dematerialized form	
								No of Voting Rights					Total as a % of Total Voting Rights	No.	As a % of total Shares held	No.		As a % of total Shares held
								Class eg: X	Class eg: Y	Total								
(I)	(II)	(III)	(IV)	(V)	(VI)	(VII) = (IV)+(V)+(VI)	(VIII)	(IX)			(X)	(XI)	(XII)		(XIII)		(XIV)	
1 Indian		0	0	0	0	0	0	0	0	0	0	0	0	0	0	0	0	0
a Individuals/Hindu undivided Family		36	15133943	0	0	15133943	2.08	15133943	0	15133943	2.08	0	2.08	0	0	3300795	21.81	15133943
1 A J SURIYANARAYANA	AAXPS5046F		2496630	0	0	2496630	0.34	2496630	0	2496630	0.34	0	0.34	0	0	1337250	50.21	2496630
2 SURIYANARAYANA A J (HUF)	AAGHS8023R		1998916	0	0	1998916	0.28	1998916	0	1998916	0.28	0	0.28	0	0	0	0.00	1998916
3 A S SUDHA	AZBPS2132B		496043	0	0	496043	0.07	496043	0	496043	0.07	0	0.07	0	0	0	0.00	496043
4 A S JAYANTHKRISHNA	BIPPJ3590L		295275	0	0	295275	0.04	295275	0	295275	0.04	0	0.04	0	0	0	0.00	295275
5 A S VARUNPRASAD	BFWPV7324A		295275	0	0	295275	0.04	295275	0	295275	0.04	0	0.04	0	0	0	0.00	295275
6 A J VIJAYA	AAEPV8611J		550923	0	0	550923	0.08	550923	0	550923	0.08	0	0.08	0	0	0	0.00	550923
7 NIRMALA	AADPN0496L		485833	0	0	485833	0.07	485833	0	485833	0.07	0	0.07	0	0	80000	16.47	485833
8 ANURADHA C B	ADMPA1810B		340543	0	0	340543	0.05	340543	0	340543	0.05	0	0.05	0	0	0	0.00	340543
9 G RAJASEKARAN	AAGPR3423C		1517853	0	0	1517853	0.21	1517853	0	1517853	0.21	0	0.21	0	0	860000	56.66	1517853
10 G RAJASEKARAN (HUF)	AAAHG2067D		383857	0	0	383857	0.05	383857	0	383857	0.05	0	0.05	0	0	0	0.00	383857
11 R NAGESWARI	AAHPR3552K		1007984	0	0	1007984	0.14	1007984	0	1007984	0.14	0	0.14	0	0	60000	5.98	1007984
12 R RAMKUMAR	AGBPR0663F		378820	0	0	378820	0.05	378820	0	378820	0.05	0	0.05	0	0	60000	15.84	378820
13 R RAMKUMAR (HUF)	AATHR6355J		413385	0	0	413385	0.06	413385	0	413385	0.06	0	0.06	0	0	0	0.00	413385
14 R ARCHANA	AHYPA5283C		596849	0	0	596849	0.08	596849	0	596849	0.08	0	0.08	0	0	0	0.00	596849
15 SRIMATHI E	AAAPE8245M		90945	0	0	90945	0.01	90945	0	90945	0.01	0	0.01	0	0	77000	84.67	90945
16 G MANI	AAMPMP2109A		1100830	0	0	1100830	0.15	1100830	0	1100830	0.15	0	0.15	0	0	0	0.00	1100830
17 G MANI (HUF)	AAAHG2066C		381350	0	0	381350	0.05	381350	0	381350	0.05	0	0.05	0	0	0	0.00	381350
18 SHYAMALA. A	ABQPA3604D		8788	0	0	8788	0.00	8788	0	8788	0.00	0	0.00	0	0	0	0.00	8788
19 MUNUGOOR. K. VENKATESAN	AAFPV1085K		347858	0	0	347858	0.05	347858	0	347858	0.05	0	0.05	0	0	120000	34.50	347858
20 M K VENKATESAN (HUF)	AAAHM4309N		354329	0	0	354329	0.05	354329	0	354329	0.05	0	0.05	0	0	0	0.00	354329
21 USHA. M. V	AABPU0807C		327325	0	0	327325	0.05	327325	0	327325	0.05	0	0.05	0	0	120000	36.66	327325
22 ISWARRYA V	AAQPI7939E		32498	0	0	32498	0.00	32498	0	32498	0.00	0	0.00	0	0	0	0.00	32498
23 M V PRAJEETH	BBPPP5052G		297620	0	0	297620	0.04	297620	0	297620	0.04	0	0.04	0	0	80000	26.88	297620
24 M K SRINIVASAN	AAVPS7637J		444760	0	0	444760	0.06	444760	0	444760	0.06	0	0.06	0	0	222695	50.07	444760
25 NIRMALA B	ACEPB2336C		11826	0	0	11826	0.00	11826	0	11826	0.00	0	0.00	0	0	0	0.00	11826
26 SUGUNA LEELA K	AZHPS3853R		660	0	0	660	0.00	660	0	660	0.00	0	0.00	0	0	0	0.00	660
27 M G VIVEKANANDAN	AACPV9769R		4193	0	0	4193	0.00	4193	0	4193	0.00	0	0.00	0	0	0	0.00	4193
28 M V LAKSHMI NARASIMHAN	AABPL2566M		20727	0	0	20727	0.00	20727	0	20727	0.00	0	0.00	0	0	0	0.00	20727



Table III - Statement showing shareholding pattern of the Public shareholder

(I) Category and name of shareholder	(II) PAN	(III) Nos. of share holders	(IV) No. of fully paid up equity shares held	(V) No. of Partly paid-up equity shares held	(VI) No. of shares underlying Depository Receipts	(VII) = (IV)+(V)+(VI) Total nos. Shares held	(VIII) Shareholding % calculated as per SCRR, 1957 As a % of (A+B+C2)	(IX) Number of Voting Rights held in each class of securities			(X) No. of Shares Underlying Outstanding convertible securities (including Warrants)	(XI) Shareholding, as a % assuming full conversion of convertible securities (as a percentage of diluted share capital) As a % of (A+B+C2)	(XII) Number of Locked in shares		(XIII) Number of Shares pledged or otherwise encumbered		(XIV) Number of equity shares held in dematerialized form	
								No of Voting Rights					No.	As a % of total Shares held	No.	As a % of total Shares held		
								Class eg: X	Class eg: Y	Total								(a)
1 Institutions		0	0	0	0	0	0	0	0	0	0	0	0	0	0	0	0	0
a Mutual Funds/		14	108328161	0	0	108328161	14.91	108328161	0	108328161	14.91	0	14.91	0	0			108325761
HDFC TRUSTEE COMPANY LTD - A/C HDFC MID CAP OPPORTUNITIES FUND	AAATH1809A	1	20234250	0	0	20234250	2.78	20234250	0	20234250	2.78	0	2.78	0	0			20234250
FRANKLIN TEMPLETON FRANKLIN INDIA MUTUAL FUNDS (VARIOUS FUNDS)	AAATT4931H	1	33749451	0	0	33749451	4.64	33749451	0	33749451	4.64	0	4.64	0	0			33749451
RELIANCE CAPITAL TRUSTEE COMPANY LTD	AAATR0090B	1	11972836	0	0	11972836	1.65	11972836	0	11972836	1.65	0	1.65	0	0			11972836
ICICI PRUDENTIAL MUTUAL FUNDS (VARIOUS FUNDS)	AAAAI0038F	1	18648405	0	0	18648405	2.57	18648405	0	18648405	2.57	0	2.57	0	0			18648405
SUNDARAM MUTUAL FUND (VARIOUS FUNDS)	AAATS2554B	1	11278084	0	0	11278084	1.55	11278084	0	11278084	1.55	0	1.55	0	0			11278084
b Venture Capital Funds		0	0	0	0	0	0	0	0	0	0	0	0	0	0			0
c Alternate Investment Funds		2	5587514	0	0	5587514	0.77	5587514	0	5587514	0.77	0	0.77	0	0			5587514
d Foreign Venture Capital Investors		0	0	0	0	0	0	0	0	0	0	0	0	0	0			0
e Foreign Portfolio Investors		128	142961654	0	0	142961654	19.67	142961654	0	142961654	19.67	0	19.67	0	0			142961654
OLYMPUS INDIA HOLDINGS LIMITED	AAACO8134C	1	21207062	0	0	21207062	2.92	21207062	0	21207062	2.92	0	2.92	0	0			21207062
ACACIA PARTNERS LLP	AALFA7272K	1	7293071	0	0	7293071	1	7293071	0	7293071	1	0	1	0	0			7293071
ABU DHABI INVESTMENT AUTHORITY - BEHAVE	AAACA4380N	1	10000000	0	0	10000000	1.38	10000000	0	10000000	1.38	0	1.38	0	0			10000000
SAIF INDIA IV FII HOLDINGS LIMITED	AAPCS8227B	1	16832481	0	0	16832481	2.32	16832481	0	16832481	2.32	0	2.32	0	0			16832481
f Financial Institutions/ Banks		6	821902	0	0	821902	0.11	821902	0	821902	0.11	0	0.11	0	0			821902
g Insurance Companies		6	33415848	0	0	33415848	4.6	33415848	0	33415848	4.6	0	4.6	0	0			33415848
HDFC STANDARD LIFE INSURANCE COMPANY LIMITED	AAACH8755L	1	16600000	0	0	16600000	2.28	16600000	0	16600000	2.28	0	2.28	0	0			16600000
h Provident Funds/ Pension Funds		0	0	0	0	0	0	0	0	0	0	0	0	0	0			0
i Any Other (specify)		4	255032	0	0	255032	0.04	255032	0	255032	0.04	0	0.04	0	0			254432
Sub-Total (B)(1)		160	291370111	0	0	291370111	40.1	291370111	0	291370111	40.1	0	40.1	0	0			291367111
2 Central Government/ State Government(s)/ President of India		0	0	0	0	0	0	0	0	0	0	0	0	0	0			0
Sub-Total (B)(2)		0	0	0	0	0	0	0	0	0	0	0	0	0	0			0
3 Non-institutions		0	0	0	0	0	0	0	0	0	0	0	0	0	0			0
a Individuals -		130436	362122747	0	0	362122747	49.83	362122747	0	362122747	49.83	0	49.83	0	0			336057124




Table IV - Statement showing shareholding pattern of the Non Promoter- Non Public shareholder

Category and name of shareholder	PAN	Nos. of shareholders	No. of fully paid up equity shares held	No. of Partly paid-up equity shares held	No. of shares underlying Depository Receipts	Total nos. Shares held	Shareholding % calculated as per SCRR, 1957 As a % of (A+B+C2)	Number of Voting Rights held in each class of securities			No. of Shares Underlying Outstanding convertible securities (including Warrants)	Shareholding, as a % assuming full conversion of convertible securities (as a percentage of diluted share capital) <small>As a % of (A+B+C2)</small>	Number of Locked in shares		Number of Shares pledged or otherwise encumbered		Number of equity shares held in dematerialized form			
								(IX)					(X)	(XI)	(XII)			(XIII)		(XIV)
								No of Voting Rights	Total as a % of Total Voting Rights						No.	As a % of total Shares held		No.	As a % of total Shares held	
(I)	(II)	(III)	(IV)	(V)	(VI)	(VII) = (IV)+(V)+ (VI)	(VIII)	Class eg: X	Class eg: Y	Total			(a)	(b)	(a)	(b)				
1 Custodian/DR Holder		0	0	0	0	0	0	0	0	0	0	0	0	0			0			
2 Employee Benefit Trust (under SEBI (Share based Employee Benefit) Regulations, 2014)		0	0	0	0	0	0	0	0	0	0	0	0	0			0			
Total Non-Promoter- Non Public Shareholding (C)= (C)(1)+(C)(2)		0	0	0	0	0	0	0	0	0	0	0	0	0	0	0	0			



Table III - Statement showing shareholding pattern of the Public shareholder

(I) Category and name of shareholder	(II) PAN	(III) Nos. of share holders	(IV) No. of fully paid up equity shares held	(V) No. of Partly paid-up equity shares held	(VI) No. of shares underlying Depository Receipts	(VII) = (IV)+(V)+(VI) Total nos. Shares held	(VIII) Shareholding % calculated as per SCRR, 1957 As a % of (A+B+C2)	(IX) Number of Voting Rights held in each class of securities			(X) No. of Shares Underlying Outstanding convertible securities (including Warrants)	(XI) Shareholding, as a % assuming full conversion of convertible securities (as a percentage of diluted share capital) As a % of (A+B+C2)	(XII) Number of Locked in shares		(XIII) Number of Shares pledged or otherwise encumbered		(XIV) Number of equity shares held in dematerialized form
								No of Voting Rights					No.	As a % of total Shares held	No.	As a % of total Shares held	
								Class eg: X	Class eg: Y	Total							
1 Institutions		0	0	0	0	0	0	0	0	0	0	0	0	0	0	0	0
a Mutual Funds/		14	108328161	0	0	108328161	14.91	108328161	0	108328161	14.91	0	14.91	0	0		108325761
HDFC TRUSTEE COMPANY LTD - A/C HDFC MID CAP OPPORTUNITIES FUND	AAATH1809A	1	20234250	0	0	20234250	2.78	20234250	0	20234250	2.78	0	2.78	0	0		20234250
FRANKLIN TEMPLETON FRANKLIN INDIA MUTUAL FUNDS (VARIOUS FUNDS)	AAATT4931H	1	33749451	0	0	33749451	4.64	33749451	0	33749451	4.64	0	4.64	0	0		33749451
RELIANCE CAPITAL TRUSTEE COMPANY LTD	AAATR0090B	1	11972836	0	0	11972836	1.65	11972836	0	11972836	1.65	0	1.65	0	0		11972836
ICICI PRUDENTIAL MUTUAL FUNDS (VARIOUS FUNDS)	AAAAI0038F	1	18648405	0	0	18648405	2.57	18648405	0	18648405	2.57	0	2.57	0	0		18648405
SUNDARAM MUTUAL FUND (VARIOUS FUNDS)	AAATS2554B	1	11278084	0	0	11278084	1.55	11278084	0	11278084	1.55	0	1.55	0	0		11278084
b Venture Capital Funds		0	0	0	0	0	0	0	0	0	0	0	0	0	0		0
c Alternate Investment Funds		2	5587514	0	0	5587514	0.77	5587514	0	5587514	0.77	0	0.77	0	0		5587514
d Foreign Venture Capital Investors		0	0	0	0	0	0	0	0	0	0	0	0	0	0		0
e Foreign Portfolio Investors		128	142961654	0	0	142961654	19.67	142961654	0	142961654	19.67	0	19.67	0	0		142961654
OLYMPUS INDIA HOLDINGS LIMITED	AAACO8134C	1	21207062	0	0	21207062	2.92	21207062	0	21207062	2.92	0	2.92	0	0		21207062
ACACIA PARTNERS LLP	AALFA7272K	1	7293071	0	0	7293071	1	7293071	0	7293071	1	0	1	0	0		7293071
ABU DHABI INVESTMENT AUTHORITY - BEHAVE	AAACA4380N	1	10000000	0	0	10000000	1.38	10000000	0	10000000	1.38	0	1.38	0	0		10000000
SAIF INDIA IV FII HOLDINGS LIMITED	AAPCS8227B	1	16832481	0	0	16832481	2.32	16832481	0	16832481	2.32	0	2.32	0	0		16832481
f Financial Institutions/ Banks		6	821902	0	0	821902	0.11	821902	0	821902	0.11	0	0.11	0	0		821902
g Insurance Companies		6	33415848	0	0	33415848	4.6	33415848	0	33415848	4.6	0	4.6	0	0		33415848
HDFC STANDARD LIFE INSURANCE COMPANY LIMITED	AAACH8755L	1	16600000	0	0	16600000	2.28	16600000	0	16600000	2.28	0	2.28	0	0		16600000
h Provident Funds/ Pension Funds		0	0	0	0	0	0	0	0	0	0	0	0	0	0		0
i Any Other (specify)		4	255032	0	0	255032	0.04	255032	0	255032	0.04	0	0.04	0	0		254432
Sub-Total (B)(1)		160	291370111	0	0	291370111	40.1	291370111	0	291370111	40.1	0	40.1	0	0		291367111
2 Central Government/ State Government(s)/ President of India		0	0	0	0	0	0	0	0	0	0	0	0	0	0		0
Sub-Total (B)(2)		0	0	0	0	0	0	0	0	0	0	0	0	0	0		0
3 Non-institutions		0	0	0	0	0	0	0	0	0	0	0	0	0	0		0
a Individuals -		130436	362122747	0	0	362122747	49.83	362122747	0	362122747	49.83	0	49.83	0	0		336057124




Table IV - Statement showing shareholding pattern of the Non Promoter- Non Public shareholder

Category and name of shareholder	PAN	Nos. of shareholders	No. of fully paid up equity shares held	No. of Partly paid-up equity shares held	No. of shares underlying Depository Receipts	Total nos. Shares held	Shareholding % calculated as per SCRR, 1957 As a % of (A+B+C2)	Number of Voting Rights held in each class of securities			No. of Shares Underlying Outstanding convertible securities (including Warrants)	Shareholding, as a % assuming full conversion of convertible securities (as a percentage of diluted share capital) <i>As a % of (A+B+C2)</i>	Number of Locked in shares		Number of Shares pledged or otherwise encumbered		Number of equity shares held in dematerialized form		
								(IX)					(X)	(XI)	(XII)			(XIII)	
								No of Voting Rights					Total as a % of Total Voting Rights	No.	As a % of total Shares held	No.		As a % of total Shares held	
			Class eg: X	Class eg: Y	Total			(a)	(b)	(a)	(b)								
1 Custodian/DR Holder		0	0	0	0	0	0	0	0	0	0	0	0	0	0	0	0		
2 Employee Benefit Trust (under SEBI (Share based Employee Benefit) Regulations, 2014)		0	0	0	0	0	0	0	0	0	0	0	0	0	0	0	0		
Total Non-Promoter- Non Public Shareholding (C)= (C)(1)+(C)(2)		0	0	0	0	0	0	0	0	0	0	0	0	0	0	0	0		



Table II- Unclaim Details

Details of Shares which remain unclaimed may be given here along with details such as	
No. of shareholders	No of share held

Table III- Unclaim Details

Details of Shares which remain unclaimed may be given here along with details such as	
No. of shareholders	No of share held
817	420750

Table III- Person in Concert

Details of the shareholders acting as persons in Concert including their Shareholding			
Name of shareholder	Name of PAC	No. of share	Holding %



Table II- Unclaim Details

Details of Shares which remain unclaimed may be given here along with details such as	
No. of shareholders	No of share held

Table III- Unclaim Details

Details of Shares which remain unclaimed may be given here along with details such as	
No. of shareholders	No of share held
817	420750

Table III- Person in Concert

Details of the shareholders acting as persons in Concert including their Shareholding			
Name of shareholder	Name of PAC	No. of share	Holding %

